




PEARL
knowledge only grows

USER GUIDE



CREATE AN ACCOUNT

Create an account for you and your child by following the steps in self-registration.



Welcome to Nebraska SMART.

Parents in Nebraska Educational Service Units 1, 4, and 13 are invited to register their K-12 students for online tutoring.

New student registration must be completed by 5:00 PM Central Time (4:00 PM Mountain Time) for same-day tutoring. Registration completed after this time may take up to 24-hours for students to gain access to live tutoring.

The following comprises the minimum strength recommendations for Nebraska SMART user passwords:

- Password is case sensitive.
- Must be at least 8 characters long.
- Must not include part of your name or username.
- Must not be limited to a dictionary word.

Questions can be emailed to NebraskaSMART@nscs.edu.

We look forward to working with you.
I am a ...

[Parent or Caretaker registering my student](#)

The screenshot shows the Nebraska SMART logo with the tagline "SUCCESS MADE ACCESSIBLE THROUGH RURAL TUTORING". A blue arrow points from the "Parent or Caretaker registering my student" button to the registration form below.



NEBRASKA SMART
SUCCESS MADE ACCESSIBLE THROUGH RURAL TUTORING

Please provide your (parent) name and email address. We will do a quick verification of the email address before we continue.

Parent First Name

Parent Last Name

Parent Email

The registration form includes the Nebraska SMART logo and a "Next" button at the bottom right.

WELCOME TO YOUR DASHBOARD

View and access all the tools you need to manage your tutoring experience.

Book a session ahead of time or view a list of tutors and their subject area, available to get tutored now!

As a parent/caregiver, access your child's account by clicking on your name.

The screenshot shows the Nebraska SMART Dashboard. The top left features the logo and the word "Dashboard". A left sidebar contains navigation links: Dashboard, Calendar, Sessions, Portfolio, Booking, Instructors, Payments, and Practice Classroom. The main content area is divided into several sections:

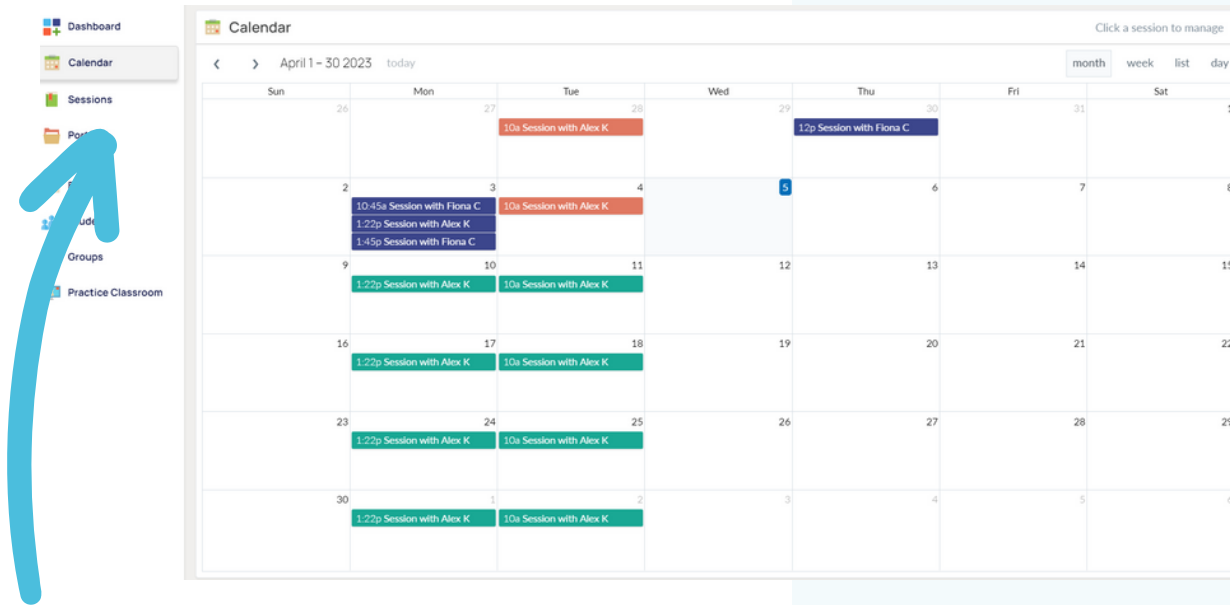
- 10 Minute Live Tutoring Now:** A section with a sub-header and text: "Available subjects will show up here when there are instructors online." A blue arrow points to this section from the text above.
- Book Ahead:** A section with a sub-header and an illustration of three students. Below the illustration is the text: "Find the right instructor for you and book ahead".
- Upcoming Sessions:** A section with a sub-header and a list of sessions. One session is listed: "Session with Mrs. N" on "04/18/2023 07:30:00 pm". A blue arrow points to this section from the text below.
- Calendar:** A section with a sub-header and a calendar icon.
- Surveys:** A section with a sub-header and three summary cards: "Incomplete Surveys" (2), "Completed Today" (0), and "Completed This Week" (1). Below these are two rows of survey data with columns for "INCOMPLETE SURVEY" and "CREATED DATE".
- Portfolio:** A section with a sub-header and the text: "You have no files".
- Credits:** A section with a sub-header and a table showing remaining and scheduled sessions.
- Instructors:** A section with a sub-header and a list of sessions. It shows an "UPCOMING Session with Mrs. ..." on "04/18/2023 07:30:00 pm" and a "LATEST Session with Mr ..." on "04/17/2023 07:30:00 pm". A blue arrow points to this section from the text below.

The top right corner shows a user profile for "Loretta" with a notification bell icon showing "25" notifications. A blue arrow points to the name "Loretta" from the text above.

View and join upcoming sessions.

View your tutors and access session details

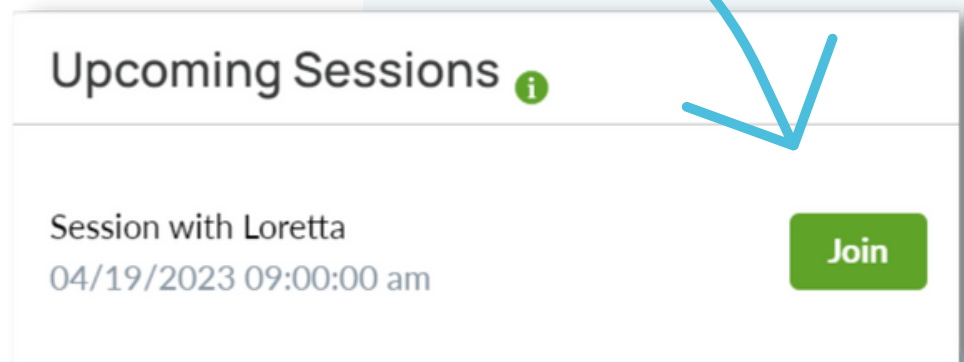
VIEW YOUR CALENDAR



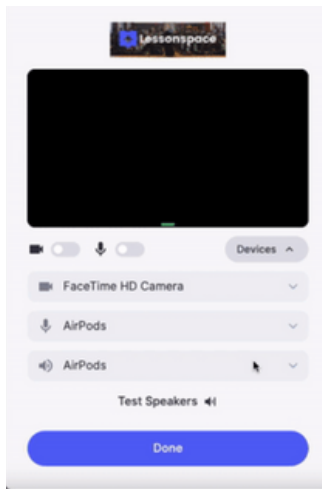
View your calendar to see all sessions. Click a session to view the details, including the instructor, and duration.

JOIN A SESSION

Click the green 'Join' button in the Upcoming Sessions section on the dashboard. This will appear 15 minutes before a session is scheduled.

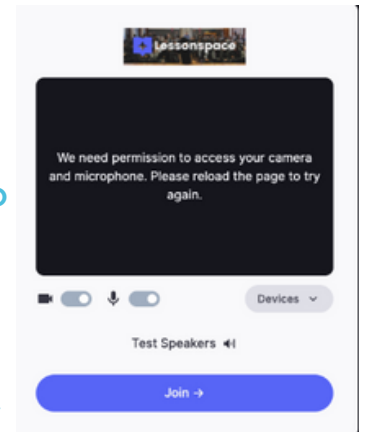


CHECK YOUR VIDEO AND AUDIO

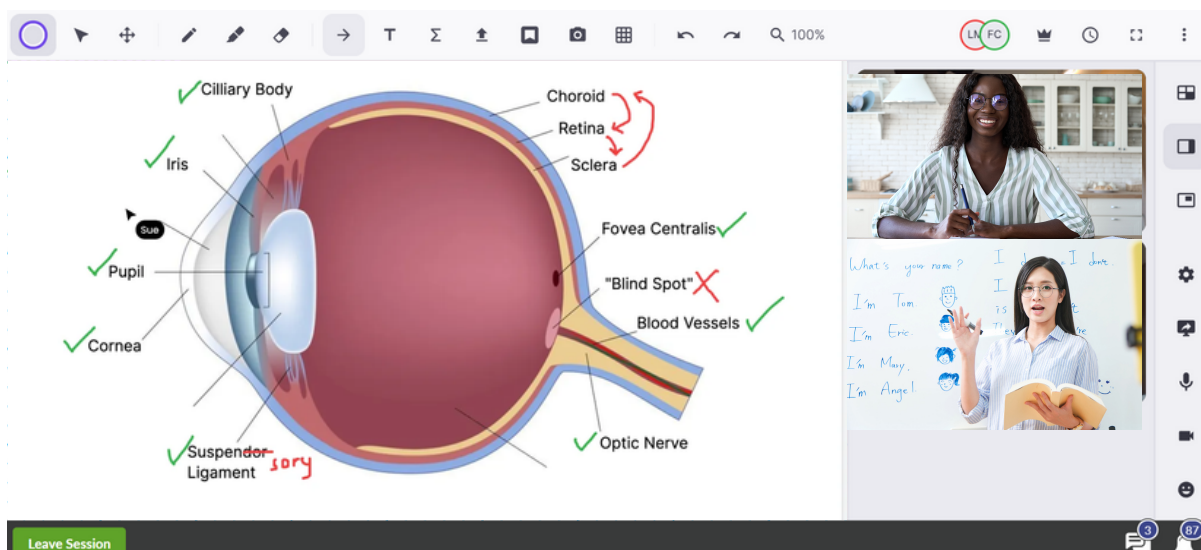


Before joining, you can click devices to select your audio and video sources.

Select camera and microphone on and click 'join' when you are ready to enter the classroom.



ENGAGE IN THE PEARL ADVANCED CLASSROOM



COMPLETE POST-SESSION SURVEYS

Session with Loretta

Classroom	Pearl Advanced Classroom	Day	Wednesday, April 19, 2023	Start	11:57 am
Status	Scheduled	Start	12:00 pm	End	-
Attendance	Incomplete	End	12:30 pm	Length	-
Subject	Session with Loretta	Length	-		
Description	f				
Instructor	Message Loretta				

Classroom Files

This session has no files.

Post Session Surveys

BY	ROLE	SURVEY	STATUS	ACTIONS
Loretta McCanless	Instructor	Instructor Post Session Survey	Incomplete	Enter Survey
Fiona Carlson	Student	Student Post Session Survey	Incomplete	Enter Survey

After leaving the session, scroll down the page and click 'enter survey' to complete your post session survey.

Student Post Session Survey

Wed Apr 19, 2023

Loretta McCanless

How confident are you that you understood the material in this tutoring session?

Not confident at all Slightly confident Somewhat confident Quite confident Extremely confident

How much did you enjoy this session with Loretta?

Did not enjoy at all Enjoyed a little bit Enjoyed somewhat Enjoyed quite a bit Enjoyed a tremendous amount

How much do you think you learned this session?

Almost nothing A little bit Some Quite a bit A tremendous amount

Overall, how did this tutoring session go?

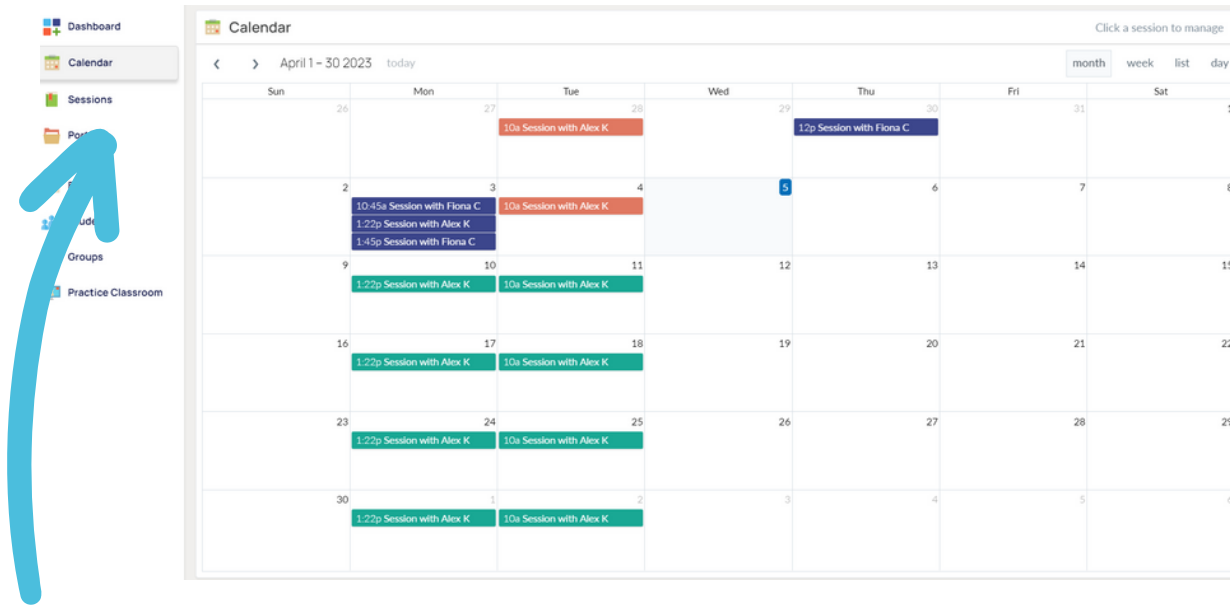
Not well at all Slightly well Somewhat well Quite well Extremely well

Comments

Please make a comment

Complete the survey for your session and then click 'Save.'

CANCEL OR RESCHEDULE A SESSION



Navigate to your calendar and click on the session you wish to either cancel or reschedule.

Online Session

Tomorrow at 12:00 PM - Tomorrow at 1:00 PM

Title
4th Grade ELA and Math

Description
Focused tutoring in ELA and Math

Close Cancel Session Request To Reschedule

A window will pop up that allows you to choose whether you want to cancel or reschedule the session.